



LILY 3909

The Lily chair is a sophisticated transitional piece, showcasing a sleek, sloping track arm and elegantly tapered exposed wood legs.

STANDARD FEATURES

- Spring Construction: Sinuous
- Seat Cushion: Cloud 9
- Back Cushion: Down Supreme
- Skirt Style: Banded Base
- Wood Finish: Standard
- 1/4" Self-Welted Arm

OVERALL DIMENSIONS

BODY DETAILS

- Overall Width: 31"
- Overall Depth: 40"
- Overall Height: 36"
- Frame Height: 33"

SEAT DETAILS

- Seat Height: 19"
- Seat Depth: 22"

ARM/LEG DETAILS

- Arm Width: 4"
- Arm Height: 24"
- Leg Height: 3"

WOOD FINISH (Standard)

- Cream
- Milk
- Cloud
- Natural
- Sandalwood
- Caramel
- French Walnut
- Old Oak
- Umber
- Driftwood
- Shadow
- Black Walnut

WOOD FINISH (Premium)*

- Linen
- Pearl
- Sand
- Ash
- Putty
- Slate
- Shale
- Cavalier
- Rustic Gray
- Regent
- Zebra
- Black Lacquer

NAILHEAD FINISH*

- French Natural
- Pewter
- Nickel
- Bright Gold
- Antique Brass
- Black Pearl
- Bronze

NAILHEAD SPACING

- Head-to-Head
- One On, One Off

NAILHEAD LOCATION

- Arms-Front Panel
- Body/Base

SEAT CUSHION FILL

- Cloud 9 (Standard)
- Luxe Aire*
- Down Supreme*
- Spring Down*
- Trillium*

BACK CUSHION FILL

- Down Supreme (Standard)
- Regalaire*
- Blend Down*
- Trillium*

WELTING

- 1/4" Arm Self-Welt (Standard)
- 1/4" Arm Contrast Welt*
- 1/4" Body Self-Welt*
- 1/4" Body Contrast Welt*

THROW PILLOWS (EACH)*

- Welting
- Contrast Welting
- Flange / Mitered / Trim COT
- Center Button

SKIRT STYLE

- Banded Base (Standard)
- T-Flounce*
- S-Flounce*

FABRIC PATTERN: _____

FABRIC COLOR: _____

CONTRAST WELT FABRIC PATTERN: _____

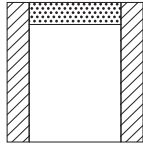
CONTRAST WELT FABRIC COLOR: _____

*Denotes Upcharge

AVAILABLE PIECES

(DRAWINGS NOT TO SCALE)

CHAIRS/OTTOMANS

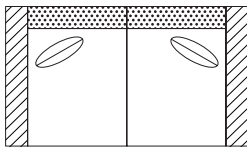


#10 - CHAIR
31"W x 40"D

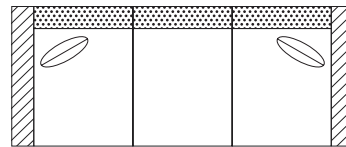


#00C - OTTOMAN
27"W x 22"D

LOVESEATS/SOFAS



#20 - LOVESEAT
62"W x 40"D
Includes 2 - 20" x 20"
throw pillows



#30 - SOFA
89"W x 40"D
Includes 2 - 20" x 20"
throw pillows