



ANDRO

The Andro European modern chair features wide, low, flat track arms, with a high back with a vertical curve on the outside, and a modern wood base with plank legs for a sleek, contemporary look.

STANDARD FEATURES

Spring Construction: Webbing
 Seat Cushion: Cloud 9
 Back Cushion: Blend Down
 Swivel Wood Finish: Standard
 Throw Pillows: See Options

OVERALL DIMENSIONS

BODY DETAILS

Overall Width: 45"
 Overall Depth: 39"
 Overall Height: 30"
 Frame Height: 30"

SEAT DETAILS

Seat Height: 20.5"
 Seat Depth: 21"

ARM/LEG DETAILS

Arm Width: 4.5"
 Arm Height: 18.5"
 Leg Height: 2.5"

WOOD FINISH (Standard)

- Cream
- Milk
- Cloud
- Natural
- Sandalwood
- Caramel
- French Walnut
- Old Oak
- Umber
- Driftwood
- Shadow
- Black Walnut

NAILHEAD FINISH*

- French Natural
- Pewter
- Nickel
- Bright Gold
- Antique Brass
- Black Pearl
- Bronze

WOOD FINISH (Premium)*

- Linen
- Pearl
- Sand
- Ash
- Putty
- Slate
- Shale
- Cavalier
- Rustic Gray
- Regent
- Zebra
- Black Lacquer

NAILHEAD SPACING

- Head-to-Head
- One On, One Off

NAILHEAD LOCATION

- Arms-Front Panel
- Body/Base

SEAT CUSHION FILL

- Cloud 9 (Standard)
- Luxe Aire*
- Down Supreme*
- Spring Down*
- Trillium*

BACK CUSHION FILL

- Blend Down (Standard)
- Regalaire*
- Down Supreme*
- Trillium*

WELTING*

- 1/4" Arm Self-Welt
- 1/4" Arm Contrast Welt
- 1/4" Body Self-Welt
- 1/4" Body Contrast Welt

THROW PILLOWS (EACH)*

- Welting*
- Contrast Welting*
- Flange / Mitered / Trim COT*
- Center Button

FABRIC PATTERN: _____

FABRIC COLOR: _____

CONTRAST WELT FABRIC PATTERN: _____

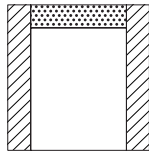
CONTRAST WELT FABRIC COLOR: _____

*Denotes Upcharge

AVAILABLE PIECES

(DRAWINGS NOT TO SCALE)

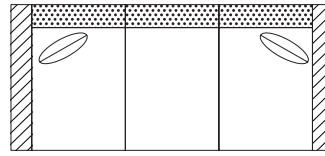
OTTOMANS/CHAIR/SOFAS



#10 - CHAIR
45"W x 40"D

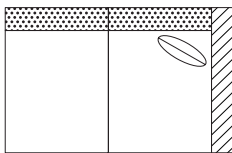


#00 - OTTOMAN
41"W x 22"D

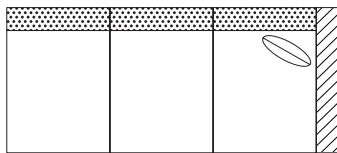


#40 - GRAND SOFA
98"W x 40"D
Includes 2 - 20" x 20" throw pillows

RIGHT ARM

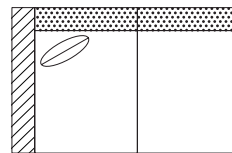


#72 - RIGHT ARM FACING/
LEFT SIDE ARMLESS
62"W x 40"D
Includes 1 - 20" x 20" throw pillow

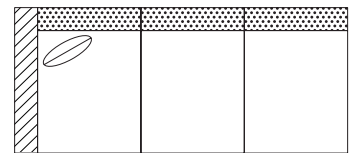


#73 - RIGHT ARM FACING/
LEFT SIDE ARMLESS
89"W x 40"D
Includes 1 - 20" x 20" throw pillow

LEFT ARM

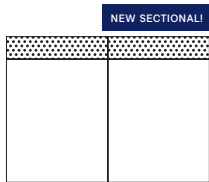


#62 - LEFT ARM FACING/
RIGHT SIDE ARMLESS
62"W x 40"D
Includes 1 - 20" x 20" throw pillow

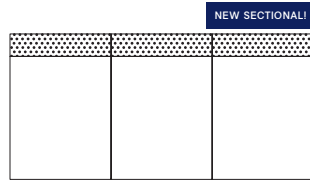


#63 - LEFT ARM FACING/
RIGHT SIDE ARMLESS
89"W x 40"D
Includes 1 - 20" x 20" throw pillow

ARMLESS

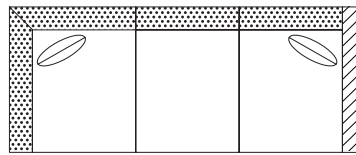


#82 - 2-CUSHION
ARMLESS
52"W x 40"D



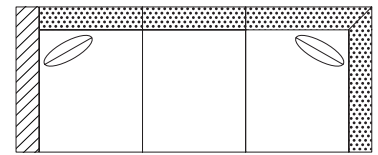
#53 - 3-CUSHION
ARMLESS
90"W x 42"D

CORNER/RIGHT ARM



#34 - RIGHT ARM FACING/
LEFT SIDE CORNER
102"W x 40"D
Includes 2 - 20" x 20" throw pillows

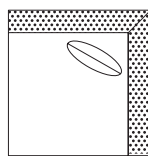
CORNER/LEFT ARM



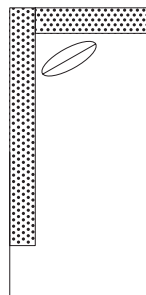
#24 - LEFT ARM FACING/
RIGHT SIDE CORNER
102"W x 40"D
Includes 2 - 20" x 20" throw pillows

CHAISE

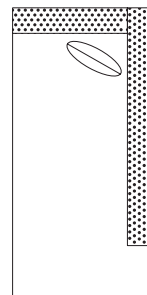
CORNER



#41 - CORNER
40"W x 40"D
Includes 1 - 20" x 20" throw pillow



#99 - LEFT FACING
BUMPER CHAISE
96"W x 40"D
Includes 1 - 20" x 20" throw pillow



#89 - RIGHT FACING
BUMPER CHAISE
96"W x 40"D
Includes 1 - 20" x 20" throw pillow