


BURTON JAMES



ESSENTIALS

THE CLEAN & CLASSIC COLLECTION



A CLASSIC, CLEAN & CONTEMPORARY COLLECTION

Elevated pieces, with a touch of simplicity, await customization.

Choose from our carefully curated fabrics, base options, and two sizes of arm widths, all designed to complement our standard black walnut finish and Cloud 9 seat cushions, creating the ideal contemporary piece for you.

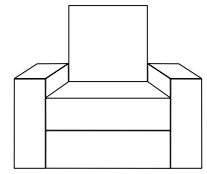
For questions or for more information, contact your sales representative or visit BURTONJAMES.COM.

STANDARD FEATURES

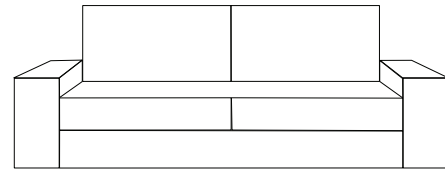
- Cloud 9 Seat Cushions
- Blend Down Back Cushions
- 8 Gauge Sinuous Springs
- Solid Kiln-Dried Wood Frame
- Black Walnut Finish
- Standard Dimensions:
 - Depth: 38"
 - Height: 34"
 - Seat Depth: 22"
 - Seat Cushions*: 25"W
 - *#30 sofa cushions are 38"W

FOR MODIFICATIONS, PLEASE REFER TO PRICE LIST.

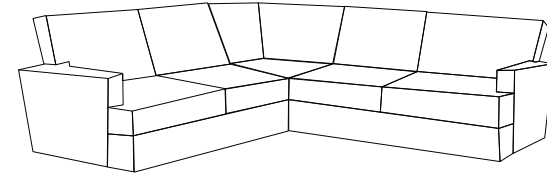
STEP 1: CHOOSE YOUR STYLE



#10 - Chair
38"D x 23"W + ARMS



#30 - 76" Sofa + Arms
38"D x 76"W + ARMS



Sectional
Select configurations at step 3.

STEP 2: CHOOSE YOUR COMBINATION

2.5" Wood Block Leg



2201
3.5" Arm + Square



2202
3.5" Arm + "T"



2203
7" Arm + Square



2204
7" Arm + "T"

5" Tapered Wood Leg



2225
3.5" Arm + Square



2226
3.5" Arm + "T"



2227
7" Arm + Square



2228
7" Arm + "T"

2.5" Wood Plinth Base



2213
3.5" Arm + Square



2214
3.5" Arm + "T"



2215
7" Arm + Square



2216
7" Arm + "T"

5" Transitional Wood Base



2217
3.5" Arm + Square



2218
3.5" Arm + "T"



2219
7" Arm + Square



2220
7" Arm + "T"

5" Mid-Century Wood Base



2221
3.5" Arm + Square



2222
3.5" Arm + "T"



2223
7" Arm + Square



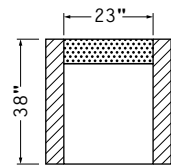
2224
7" Arm + "T"

STEP 3: CHOOSE YOUR SECTIONAL PIECES

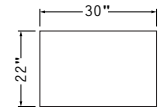
Select from over 15 options to create the perfect configuration.

KEY: ARMS BACK

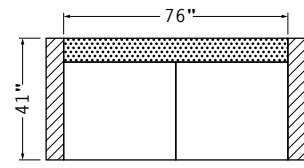
CHAIR, OTTOMAN & SOFA



#10
CHAIR
23" + ARMS

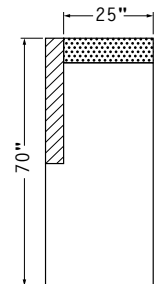


#00
OTTOMAN
30" x 22"

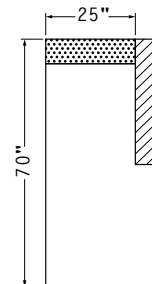


#30
76" SOFA
76" + ARMS

CHAISE

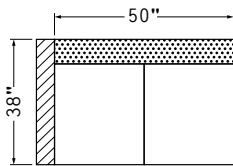


#74
LEFT ARM FACING/
RIGHT SIDE ARMLESS
25" + ARM

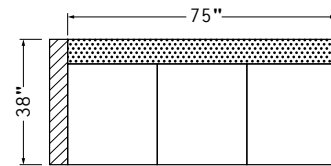


#64
RIGHT ARM FACING/
LEFT SIDE ARMLESS
25" + ARM

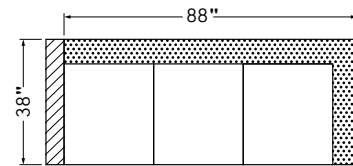
LEFT ARM



#62
LEFT ARM FACING/
RIGHT SIDE ARMLESS
50" + ARM

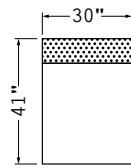


#63
LEFT ARM FACING/
RIGHT SIDE ARMLESS
75" + ARM



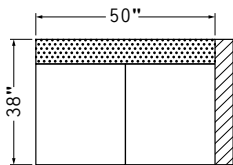
#23
LEFT ARM FACING/
RIGHT SIDE CORNER
88" + ARM

ARMLESS

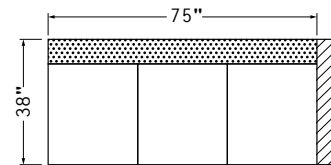


#81
1-CUSHION ARMLESS
30"

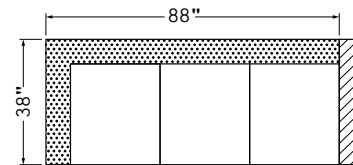
RIGHT ARM



#72
RIGHT ARM FACING/
LEFT SIDE ARMLESS
50" + ARM

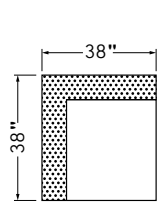


#73
RIGHT ARM FACING/
LEFT SIDE ARMLESS
75" + ARM

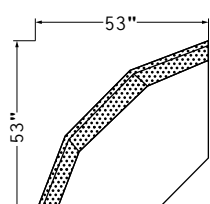


#33
RIGHT ARM FACING/
LEFT SIDE CORNER
88" + ARM

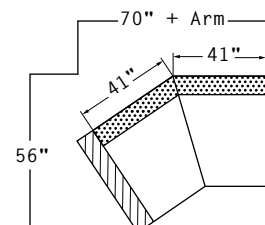
CORNER



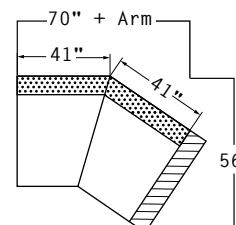
#41
CORNER
38"



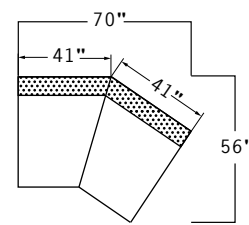
#87
WEDGE CENTER
53"



#69
LEFT ARM
FACING ANGLE
70" + ARM



#79
RIGHT ARM
FACING ANGLE
70" + ARM



#70
ARMLESS ANGLE
70"

STEP 4: CHOOSE YOUR FABRIC

Select from over 50 curated fabrics.

KEY: HIGH PERFORMANCE

LEVEL 1

- | | | |
|---|---|---|
| <input type="checkbox"/> BRIGHTON - Denim | <input type="checkbox"/> HELENA - Denim | <input type="checkbox"/> MONTENEGRO - Blush |
| <input type="checkbox"/> BRIGHTON - Feather | <input type="checkbox"/> HELENA - Ivory | <input type="checkbox"/> MONTENEGRO - Feather |
| <input type="checkbox"/> BRIGHTON - Natural | <input type="checkbox"/> HELENA - Nickel | <input type="checkbox"/> MONTENEGRO - Golden |
| <input type="checkbox"/> BRIGHTON - Seasalt | <input type="checkbox"/> HELENA - Pecan | <input type="checkbox"/> MONTENEGRO - Ivory |
| <input type="checkbox"/> BRIGHTON - Silver | <input type="checkbox"/> HELENA - Sky | <input type="checkbox"/> MONTENEGRO - Mineral |
| <input type="checkbox"/> BRIGHTON - Sugar | <input type="checkbox"/> HELENA - Vanilla | <input type="checkbox"/> MONTENEGRO - Navy |
| <input type="checkbox"/> BRISTOL - Marble | <input type="checkbox"/> LARSON - Coconut | <input type="checkbox"/> MONTENEGRO - Slate |
| <input type="checkbox"/> BOISE - Linen | <input type="checkbox"/> LARSON - Dusk | <input type="checkbox"/> NAPLES - Powder |
| | <input type="checkbox"/> LARSON - Oatmeal | <input type="checkbox"/> NAPLES - Stone |
| | <input type="checkbox"/> LAYTON - Hershey | <input type="checkbox"/> SANTIAGO - Barley |
| | <input type="checkbox"/> LAYTON - Storm | <input type="checkbox"/> SANTIAGO - Oatmeal |
| | | <input type="checkbox"/> SANTIAGO - Sand |

LEVEL 2

- | | | |
|---|--|--|
| <input type="checkbox"/> GALENA - Cloud | <input type="checkbox"/> TOLEDO - Ash | <input type="checkbox"/> VENTURA - Cream |
| <input type="checkbox"/> MONTEREY - Mica | <input type="checkbox"/> TOLEDO - Aqua | <input type="checkbox"/> VENTURA - Sable |
| <input type="checkbox"/> NEWCASTLE - Linen | <input type="checkbox"/> TOLEDO - Berry | <input type="checkbox"/> VENTURA - Slate |
| <input type="checkbox"/> NEWCASTLE - Powder | <input type="checkbox"/> TOLEDO - Cream | <input type="checkbox"/> VENTURA - Smoke |
| <input type="checkbox"/> NEWCASTLE - Salt | <input type="checkbox"/> TOLEDO - Lagoon | <input type="checkbox"/> VENTURA - Straw |
| <input type="checkbox"/> NEWCASTLE - Smoke | <input type="checkbox"/> TOLEDO - Midnight | |
| <input type="checkbox"/> STIRLING - Fleece | <input type="checkbox"/> TOLEDO - Mocha | |
| <input type="checkbox"/> STIRLING - Natural | <input type="checkbox"/> TOLEDO - Pearl | |
| <input type="checkbox"/> STIRLING - Nickel | <input type="checkbox"/> TOLEDO - Slate | |

DO YOU NEED THROW PILLOWS?

Throw pillows are not included in this program (UPCHARGE).

PILLOW FABRIC

- SELF FABRIC CONTRAST FABRIC*

PATTERN: _____

COLOR: _____

PILLOW SIZE

- 18" x 18"
 20" x 20"
 22" x 22"

*Any fabric from our Burton James collection can be used. Refer to price list for pricing.



Bj
BURTON JAMES

burtonjames.com · 626 961 7221 · info@burtonjames.com