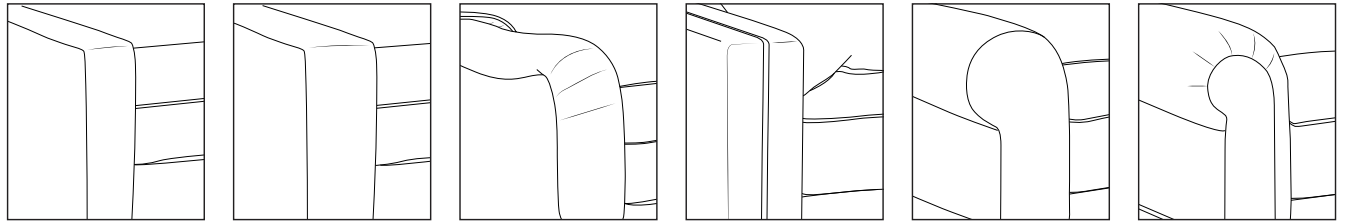
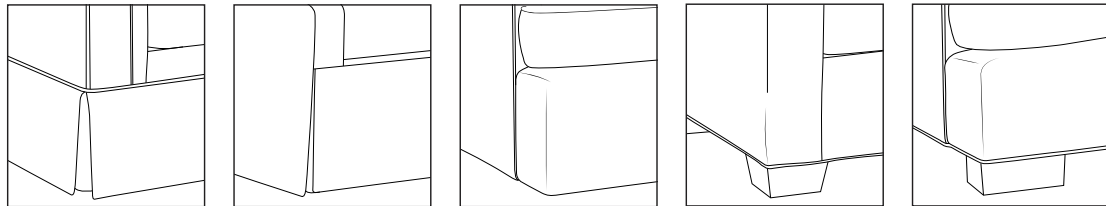


**ARM OPTIONS**



- 4" Track Arm**  
26"H
- 6" Track Arm**  
26"H
- 6" English Arm**  
25"H
- 6" Split Track**  
26"H
- 8" Sock Arm**  
26"H
- 8" Panel Arm**  
26"H

**BASE OPTIONS**



- T- Flounce**
- S-Flounce\***
- Plain\***
- Tapered Block Leg\*\***
- Block Leg\*\***

\*Hidden leg finish is caramel.

**SEAT SHAPE AND SEAT FILL OPTIONS**

**SEAT SHAPE**

- T-Cushion
- Square Cushion

**SEAT FILL**

- Cloud 9 (Standard Fill)
- Luxe Aire (No Additional Charge)
- Down Supreme (Upcharge)
- Spring Down (Upcharge)
- Trillum (Upcharge)

**BACK SHAPE**

- T-Knife Edge
- T-Boxed
- Square Knife Edge
- Square Boxed

**BACK FILL**

- Blend Down (Standard Fill)
- Regalaire (No Additional Charge)
- Down Supreme (Upcharge)
- Trillum (Upcharge)

**FABRIC**

Any fabric from our Burton James collection, or COM, can be used. Refer to price list for pricing.

PATTERN: \_\_\_\_\_ COLOR: \_\_\_\_\_


**WOOD LEG FINISH**

Premium wood finishes are subject to additional charge.

**Standard Wood Finishes**

					
<input type="checkbox"/> CREAM	<input type="checkbox"/> MILK	<input type="checkbox"/> CLOUD	<input type="checkbox"/> NATURAL	<input type="checkbox"/> SANDALWOOD	<input type="checkbox"/> CAMEL
					
<input type="checkbox"/> FRENCH WALNUT	<input type="checkbox"/> OLD OAK	<input type="checkbox"/> UMBER	<input type="checkbox"/> DRIFTWOOD	<input type="checkbox"/> SHADOW	<input type="checkbox"/> BLACK WALNUT

**Premium Wood Finishes UPCHARGE**

					
<input type="checkbox"/> LINEN	<input type="checkbox"/> PEARL	<input type="checkbox"/> SAND	<input type="checkbox"/> ASH	<input type="checkbox"/> PUTTY	<input type="checkbox"/> SLATE
					
<input type="checkbox"/> SHALE	<input type="checkbox"/> CAVALIER	<input type="checkbox"/> RUSTIC GRAY	<input type="checkbox"/> REGENT	<input type="checkbox"/> ZEBRA	<input type="checkbox"/> BLACK LACQUER

**NAILHEAD FINISH**

Nailheads are subject to additional charge.

- None   
  French Natural   
  Pewter   
  Nickel   
  Bright Gold   
  Natural   
  Black Pearl   
  Bronze

**NAILHEAD SIZE**

- Small: 7/16"   
  Medium: 5/8"   
  Large: 1"

**NAILHEAD SPACING**

- Head-to-Head   
  One on, one off

**NAILHEAD LOCATION**

- Arms   
  Body

**WELTING**

**UPCHARGE** | STANDARD DOES NOT INCLUDE WELTING.

- None   
  1/4" self-welt (upcharge)   
  1/4" contrast welt (upcharge)

**LOCATION**

- Arm  
 Body  
 Seat/back

**LOCATION**

- Arm  
 Body  
 Seat/back

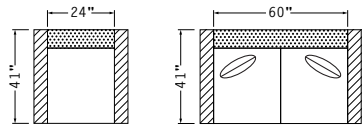
**FABRIC**

Pattern: \_\_\_\_\_  
 Color: \_\_\_\_\_

**SECTIONAL PIECES**

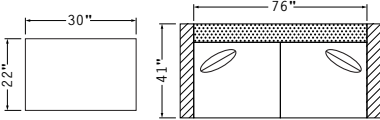
KEY:  ARMS  BACK  THROW PILLOW

**SOFAS/CHAIR**



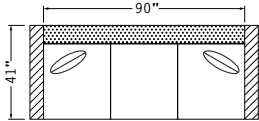
#10  
CHAIR  
24" + ARMS

#20  
60" LOVESEAT  
60" + ARMS



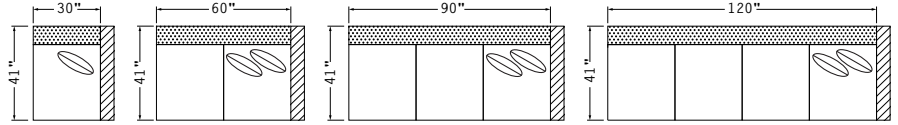
#00  
OTTOMAN  
41"

#30  
76" SOFA  
76" + ARMS



#40  
90" SOFA  
90" + ARMS

**RIGHT ARM**



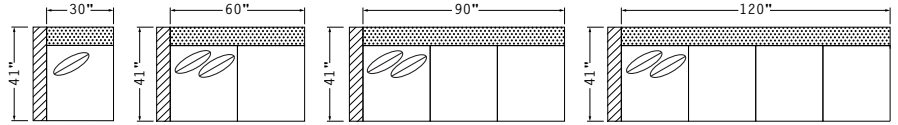
#71  
RIGHT ARM FACING/  
LEFT SIDE ARMLESS  
30" + ARM

#72  
RIGHT ARM FACING/  
LEFT SIDE ARMLESS  
60" + ARM

#73  
RIGHT ARM FACING/  
LEFT SIDE ARMLESS  
90" + ARM

#94  
RIGHT ARM FACING/  
LEFT SIDE ARMLESS  
120" + ARM

**LEFT ARM**



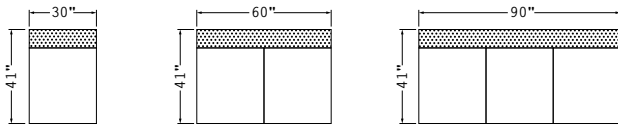
#61  
LEFT ARM FACING/  
RIGHT SIDE ARMLESS  
30" + ARM

#62  
LEFT ARM FACING/  
RIGHT SIDE ARMLESS  
60" + ARM

#63  
LEFT ARM FACING/  
RIGHT SIDE ARMLESS  
90" + ARM

#84  
LEFT ARM FACING/  
RIGHT SIDE ARMLESS  
120" + ARM

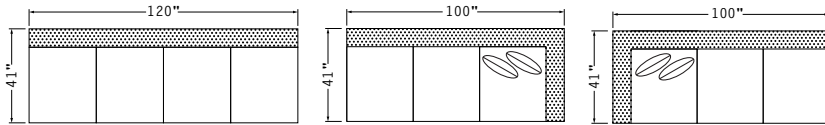
**ARMLESS**



#81  
1-CUSHION  
ARMLESS  
30"

#82  
2-CUSHION  
ARMLESS  
60"

#53  
3-CUSHION  
ARMLESS  
90"

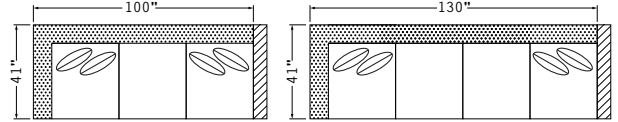


#04  
4-CUSHION  
ARMLESS  
120"

#83  
RIGHT SIDE CORNER/  
LEFT SIDE ARMLESS  
100" + ARM

#93  
LEFT SIDE CORNER/  
RIGHT SIDE ARMLESS  
100" + ARM

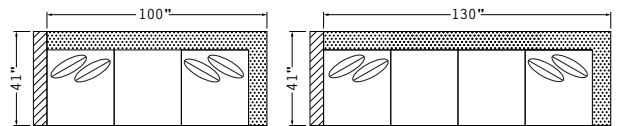
**CORNER/RIGHT ARM**



#33  
RIGHT ARM FACING/  
LEFT SIDE CORNER  
100" + ARM

#34  
RIGHT ARM FACING/  
LEFT SIDE CORNER  
130" + ARM

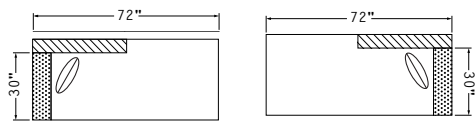
**CORNER/LEFT ARM**



#23  
LEFT ARM FACING/  
RIGHT SIDE CORNER  
100" + ARM

#24  
LEFT ARM FACING/  
RIGHT SIDE CORNER  
130" + ARM

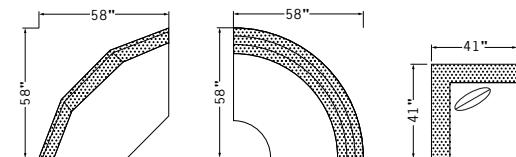
**CHAISE**



#64  
RIGHT ARM FACING/  
LEFT SIDE ARMLESS  
30" + ARM

#74  
LEFT ARM FACING/  
RIGHT SIDE ARMLESS  
30" + ARM

**CORNER**



#87  
WEDGE CENTER  
58"

#86  
CURVE  
58"

#41  
CORNER  
41"

Images are not to scale.

**NOTES/DRAWING**

A large grid of small dots, intended for notes or drawing, covering the majority of the page.