



**LILY 3909**

The Lily transitional sofa features thin, sloping track arms and tapered exposed wood legs, offering a refined and stylish look.

**STANDARD FEATURES**

- Spring Construction: Sinuous
- Seat Cushion: Cloud 9
- Back Cushion: Down Supreme
- 1/4" Self-Welted Arm

**OVERALL DIMENSIONS**

**BODY DETAILS**

- Overall Depth: 38"
- Overall Height: 38"
- Frame Height: 31.5"

**SEAT DETAILS**

- Seat Height: 19"
- Seat Depth: 23"

**LEG DETAILS**

- Leg Height: 5"

**WOOD FINISH (Standard)**

- Cream
- Milk
- Cloud
- Natural
- Sandalwood
- Caramel
- French Walnut
- Old Oak
- Umber
- Driftwood
- Shadow
- Black Walnut

**NAILHEAD FINISH\***

- French Natural
- Pewter
- Nickel
- Bright Gold
- Antique Brass
- Black Pearl
- Bronze

**WOOD FINISH (Premium)\***

- Linen
- Pearl
- Sand
- Ash
- Putty
- Slate
- Shale
- Cavalier
- Rustic Gray
- Regent
- Zebra
- Black Lacquer

**NAILHEAD SPACING\***

- Head-to-Head
- One On, One Off

**NAILHEAD LOCATION\***

- Arms
- Body/Base

**SEAT CUSHION FILL**

- Cloud 9 (Standard)
- Luxe Aire\*
- Down Supreme\*
- Spring Down\*
- Trillium\*

**BACK CUSHION FILL**

- Down Supreme (Standard)
- Trillium\*
- Regalaire\*
- Blend Down\*

**SELF WELTING\***

- 1/4" Body/Base
- 1/8" Body/Base

**CONTRAST WELTING\***

- 1/4" Arm
- 1/4" Body/Base
- 1/8" Arm
- 1/8" Body/Base

**FABRIC PATTERN:** \_\_\_\_\_

**FABRIC COLOR:** \_\_\_\_\_

**CONTRAST WELT FABRIC PATTERN:** \_\_\_\_\_

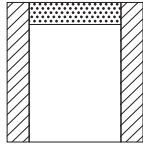
**CONTRAST WELT FABRIC COLOR:** \_\_\_\_\_

\*Denotes Upcharge

### AVAILABLE PIECES

(DRAWINGS NOT TO SCALE)

#### CHAIRS/OTTOMANS

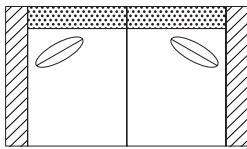


#10 - CHAIR  
31"W x 40"D

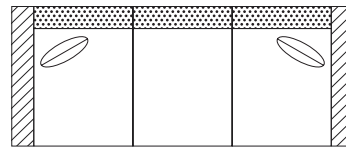


#00C - OTTOMAN  
27"W x 22"D

#### LOVESEATS/SOFAS



#20 - LOVESEAT  
62"W x 40"D  
Includes 2 - 20" x 20"  
throw pillows



#30 - SOFA  
89"W x 40"D  
Includes 2 - 20" x 20"  
throw pillows