



JULIET 3907

The Juliet chair is a stylish transitional piece, showcasing a sleek, sculpted track arm and high tapered exposed wood legs.

STANDARD FEATURES

- Spring Construction: Sinuous
- Seat Cushion: Cloud 9
- Back Cushion: Down Supreme
- Wood Finish: Standard

OVERALL DIMENSIONS

BODY DETAILS

- Overall Width: 31"
- Overall Depth: 40"
- Overall Height: 36"
- Frame Height: 33"

SEAT DETAILS

- Seat Height: 19"
- Seat Depth: 22"

ARM/LEG DETAILS

- Arm Width: 4"
- Arm Height: 24"
- Leg Height: 6"

WOOD FINISH (Standard)

- Cream
- Milk
- Cloud
- Natural
- Sandalwood
- Caramel
- French Walnut
- Old Oak
- Umber
- Driftwood
- Shadow
- Black Walnut

NAILHEAD FINISH*

- French Natural
- Pewter
- Nickel
- Bright Gold
- Antique Brass
- Black Pearl
- Bronze

WOOD FINISH (Premium)*

- Linen
- Pearl
- Sand
- Ash
- Putty
- Slate
- Shale
- Cavalier
- Rustic Gray
- Regent
- Zebra
- Black Lacquer

NAILHEAD SPACING

- Head-to-Head
- One On, One Off

NAILHEAD LOCATION

- Body/Base

SEAT CUSHION FILL

- Cloud 9 (Standard)
- Luxe Aire*
- Down Supreme*
- Spring Down*
- Trillium*

BACK CUSHION FILL

- Down Supreme (Standard)
- Regalaire*
- Blend Down*
- Trillium*

WELTING*

- 1/4" Body Self-Welt
- 1/4" Body Contrast Welt
- 1/8" Body Self-Welt
- 1/8" Body Contrast Welt

THROW PILLOWS (EACH)*

- Welting
- Contrast Welting
- Flange / Mitered / Trim COT
- Center Button

SKIRT STYLE*

- T-Flounce
- S-Flounce

FABRIC PATTERN: _____

FABRIC COLOR: _____

CONTRAST WELT FABRIC PATTERN: _____

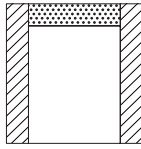
CONTRAST WELT FABRIC COLOR: _____

*Denotes Upcharge

AVAILABLE PIECES

(DRAWINGS NOT TO SCALE)

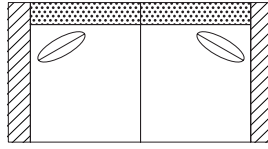
OTTOMANS/CHAIR/SOFAS



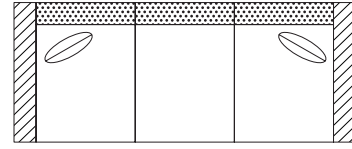
#10 - CHAIR
31"W x 40"D



#00 - OTTOMAN
27"W x 22"D

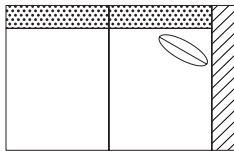


#22 - SMALL SOFA
76"W x 40"D
Includes 2 - 20" x 20" throw pillows

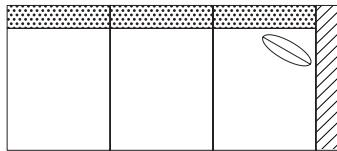


#30 - SOFA
89"W x 40"D
Includes 2 - 20" x 20" throw pillows

RIGHT ARM

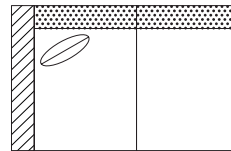


#72 - RIGHT ARM FACING/
LEFT SIDE ARMLESS
58"W x 40"D
Includes 1 - 20" x 20" throw pillow

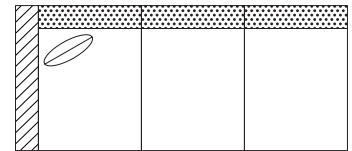


#73 - RIGHT ARM FACING/
LEFT SIDE ARMLESS
85"W x 40"D
Includes 1 - 20" x 20" throw pillow

LEFT ARM

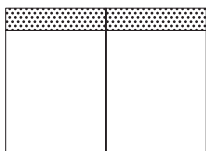


#62 - LEFT ARM FACING/
RIGHT SIDE ARMLESS
58"W x 40"D
Includes 1 - 20" x 20" throw pillow




#63 - LEFT ARM FACING/
RIGHT SIDE ARMLESS
85"W x 40"D
Includes 1 - 20" x 20" throw pillow

ARMLESS



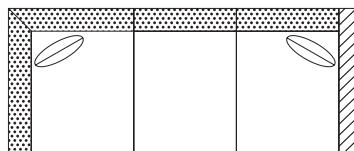
#82 - 2-CUSHION ARMLESS
54"W x 40"D



#53 - 3-CUSHION ARMLESS
81"W x 40"D

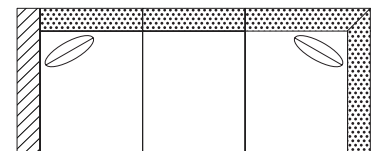
NEW SECTIONAL

CORNER/RIGHT ARM



#33 - RIGHT ARM FACING/
LEFT SIDE CORNER
98"W x 40"D
Includes 2 - 20" x 20" throw pillows

CORNER/LEFT ARM



#23 - LEFT ARM FACING/
RIGHT SIDE CORNER
98"W x 40"D
Includes 2 - 20" x 20" throw pillows

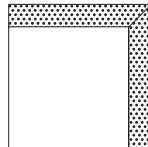
CHAISE

BUMPER OTTOMAN

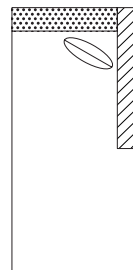


#88 - BUMPER OTTOMAN
40"W x 40"D

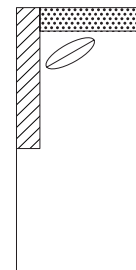
CORNER



#41 - CORNER
40"W x 40"D



#64 - RIGHT ARM FACING/
LEFT SIDE ARMLESS
31"W x 70"D
Includes 1 - 20" x 20" throw pillow



#74 - LEFT ARM FACING/
RIGHT SIDE ARMLESS
31"W x 70"D
Includes 1 - 20" x 20" throw pillow