

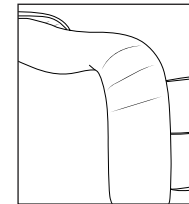
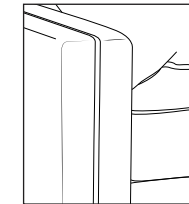
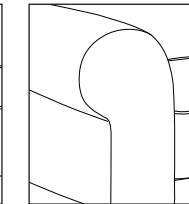
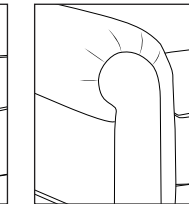
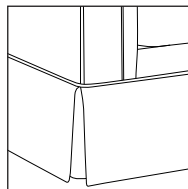
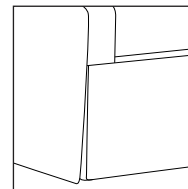
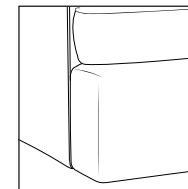
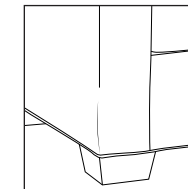
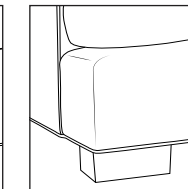


**ARM OPTIONS**

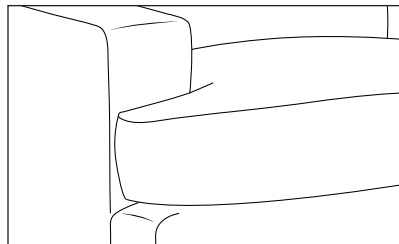
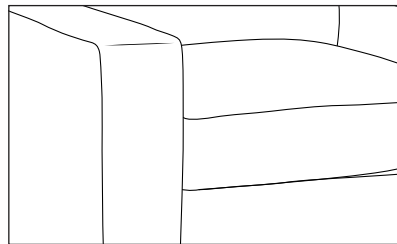
- |   |   |   |   |   |   |
|---|---|---|---|---|---|
|  |  |  |  |  |  |
| <input type="checkbox"/> <b>4" Track Arm</b><br>26"H                              | <input type="checkbox"/> <b>6" Track Arm</b><br>26"H                              | <input type="checkbox"/> <b>6" English Arm</b><br>25"H                            | <input type="checkbox"/> <b>6" Split Track</b><br>26"H                            | <input type="checkbox"/> <b>8" Sock Arm</b><br>26"H                                 | <input type="checkbox"/> <b>8" Panel Arm</b><br>26"H                                |

**BASE OPTIONS**

- |   |   |   |  |   |
|---|---|---|--|---|
|  |  |  |  |  |
| <input type="checkbox"/> <b>Dressmaker Flounce*</b>                               | <input type="checkbox"/> <b>S-Flounce*</b>  | <input type="checkbox"/> <b>Plain*</b>  | <input type="checkbox"/> <b>Tapered Block Leg**</b>                                | <input type="checkbox"/> <b>Block Leg**</b>   |

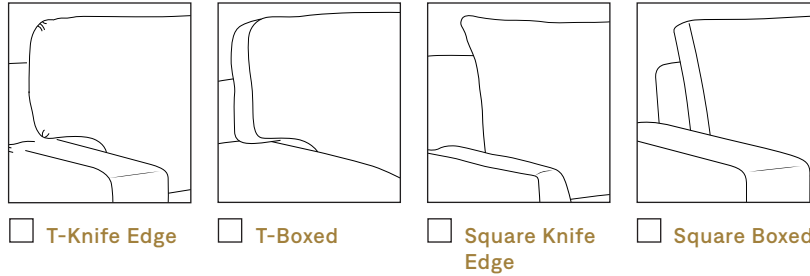
\*Hidden leg finish is caramel.  
\*\*See brochure for a list of wood finishes.

**SEAT SHAPE AND SEAT FILL OPTIONS**

- |   |  |
|---|--|
|  |  |
| <input type="checkbox"/> <b>T-Cushion</b>   | <input type="checkbox"/> <b>Square Cushion</b>                                       |

- |   |  |  |  |  |
|---|--|--|--|--|
| <input type="checkbox"/> <b>Cloud 9 (Standard Fill)</b><br>High density foam core, wrapped in two layers of polyester fiber for softness and bounce, encased in ticking for strength and durability. This is our most popular seat cushion. | <input type="checkbox"/> <b>Luxe Aire (No Additional Charge)</b><br>Premium polyurethane foam wrapped in D91 polyester fiber and encased in ticking. This is a firm seat with minimum crown ensuring comfort and durability. | <input type="checkbox"/> <b>Down Supreme (Upcharge)</b><br>High density foam interior encased in a 100% cotton down proof ticking envelope, of 90% feather and 10% down. | <input type="checkbox"/> <b>Spring Down (Upcharge)</b><br>High density foam interior surrounding a spring system, encased in a 100% cotton down proof ticking envelope, of 90% feather and 10% down. | <input type="checkbox"/> <b>Trillum (Upcharge)</b><br>High density foam core, encased in a 100% blown polyester fiber filled 100% cotton, channeled down proof cover. This option creates a very plush cushion that has a down like quality. |
|---|--|--|--|--|

**BACK SHAPE AND BACK FILL**



- T-Knife Edge
- T-Boxed
- Square Knife Edge
- Square Boxed

- Blend Down (Standard Fill)**  
 50% blown poly fiber, 45% feather, and 5% down channeled in a 100% cotton down proof ticking. This is our most popular back cushion.
- Regalaire (No Additional Charge)**  
 Polyester fiber channeled inside a nonwoven casing. This choice offers a firm but soft back cushion that requires some fluffing.
- Down Supreme (Upcharge)**  
 90% feather, 10% down channeled in a 100% cotton down proof ticking.
- Trillium (Upcharge)**  
 100% blown polyester fiber encased in a 100% cotton, channeled down proof cover. This soft, plush back cushion has a down like quality.

**FABRIC**

Any fabric from our Burton James collection, or COM, can be used. Refer to price list for pricing.

PATTERN: \_\_\_\_\_

COLOR: \_\_\_\_\_

**WOOD LEG FINISH**

See brochure for a list of wood finishes. Premium wood finishes are subject to additional charge.

FINISH: \_\_\_\_\_

**NAILHEAD FINISH**

Nailheads are subject to additional charge.



French Natural



Pewter



Nickel



Bright Gold



Natural



Black Pearl



Bronze

**NAILHEAD SIZE**

- Small: 7/16"
- Medium: 5/8"
- Large: 1"

**NAILHEAD SPACING**

- Head-to-Head
- One on, one off

**NAILHEAD LOCATION**

- Arms
- Body

**WELTING**

**UPCHARGE** | STANDARD DOES NOT INCLUDE WELTING.

- 1/4" self-welt (upcharge)

LOCATION

- Seat/back cushion
- Frame

- 1/4" contrast welt (upcharge)

LOCATION

- Seat/back cushion
- Frame

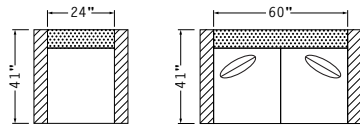
FABRIC

Pattern: \_\_\_\_\_  
Color: \_\_\_\_\_

**SECTIONAL PIECES**

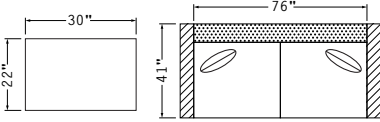
KEY:  ARMS  BACK  THROW PILLOW

**SOFAS/CHAIR**



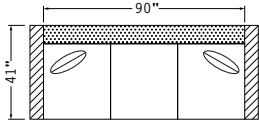
#10  
CHAIR  
24" + ARMS

#20  
60" LOVESEAT  
60" + ARMS



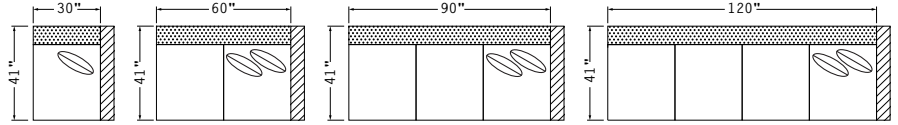
#00  
OTTOMAN  
41"

#30  
76" SOFA  
76" + ARMS



#40  
90" SOFA  
90" + ARMS

**RIGHT ARM**



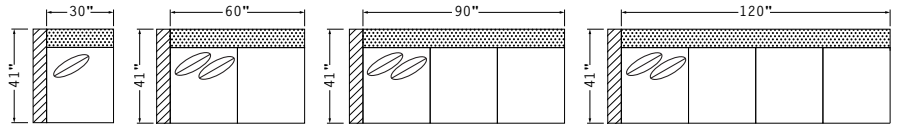
#71  
RIGHT ARM FACING/  
LEFT SIDE ARMLESS  
30" + ARM

#72  
RIGHT ARM FACING/  
LEFT SIDE ARMLESS  
60" + ARM

#73  
RIGHT ARM FACING/  
LEFT SIDE ARMLESS  
90" + ARM

#94  
RIGHT ARM FACING/  
LEFT SIDE ARMLESS  
120" + ARM

**LEFT ARM**



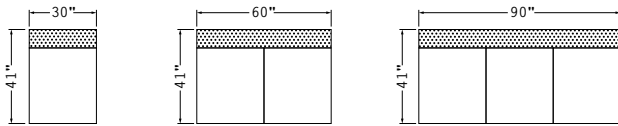
#61  
LEFT ARM FACING/  
RIGHT SIDE ARMLESS  
30" + ARM

#62  
LEFT ARM FACING/  
RIGHT SIDE ARMLESS  
60" + ARM

#63  
LEFT ARM FACING/  
RIGHT SIDE ARMLESS  
90" + ARM

#84  
LEFT ARM FACING/  
RIGHT SIDE ARMLESS  
120" + ARM

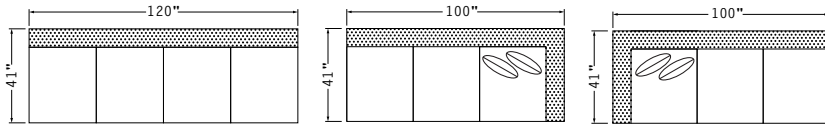
**ARMLESS**



#81  
1-CUSHION  
ARMLESS  
30"

#82  
2-CUSHION  
ARMLESS  
60"

#53  
3-CUSHION  
ARMLESS  
90"

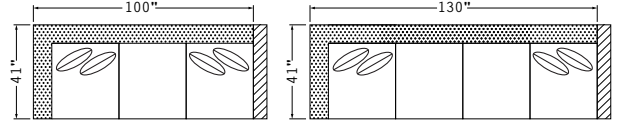


#04  
4-CUSHION  
ARMLESS  
120"

#83  
RIGHT SIDE CORNER/  
LEFT SIDE ARMLESS  
100" + ARM

#93  
LEFT SIDE CORNER/  
RIGHT SIDE ARMLESS  
100" + ARM

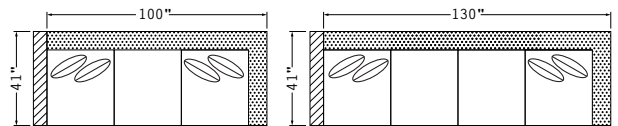
**CORNER/RIGHT ARM**



#33  
RIGHT ARM FACING/  
LEFT SIDE CORNER  
100" + ARM

#34  
RIGHT ARM FACING/  
LEFT SIDE CORNER  
130" + ARM

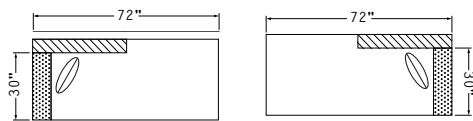
**CORNER/LEFT ARM**



#23  
LEFT ARM FACING/  
RIGHT SIDE CORNER  
100" + ARM

#24  
LEFT ARM FACING/  
RIGHT SIDE CORNER  
130" + ARM

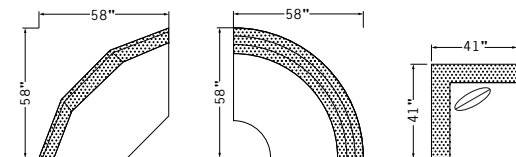
**CHAISE**



#64  
RIGHT ARM FACING/  
LEFT SIDE ARMLESS  
30" + ARM

#74  
LEFT ARM FACING/  
RIGHT SIDE ARMLESS  
30" + ARM

**CORNER**



#87  
WEDGE CENTER  
58"

#86  
CURVE  
58"

#41  
CORNER  
41"

Images are not to scale.

**NOTES/DRAWING**

A large grid of small dots, intended for taking notes or drawing. The grid consists of approximately 30 columns and 30 rows of dots, covering most of the page area below the 'NOTES/DRAWING' header.