

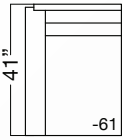
629 DESIGNER'S CHOICE

DESIGN THE IDEAL SECTIONAL TAILORED TO YOUR EXACT NEEDS

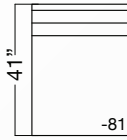


BURTON JAMES

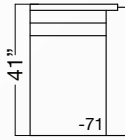
AVAILABLE PIECES




#61 LAF/RSA
30" + ARM



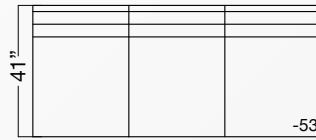
#81 1-CUSHION
ARMLESS - 30"




#71 RAF/LSA
30" + ARM



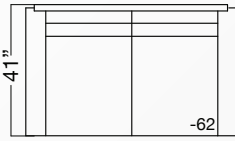
#82 2-CUSHION
ARMLESS - 60"



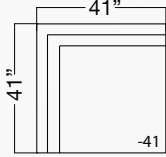
#53 3-CUSHION
ARMLESS - 90"




#62 LAF/RSA (2) SEATS
60" + ARM



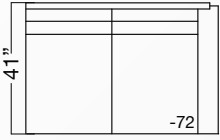
60" LOVESEAT + ARMS



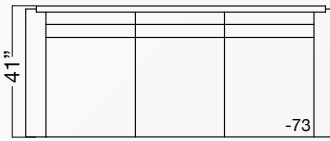
TUX CORNER
41"X41"




#63 LAF/RSA (3) SEATS
90" + ARM



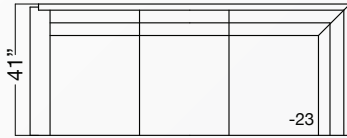
#72 RAF/LSA (2) SEATS
60" + ARM



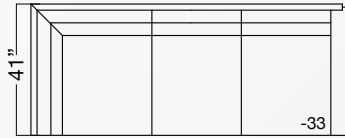
90" SOFA + ARMS



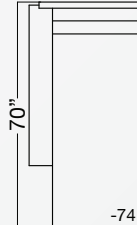
#73 RAF/LSA (3) SEATS
90" + ARM



#23 LAF/RST (3) SEATS
100" + ARM



#33 RAF/LST (3) SEATS
100" + ARM



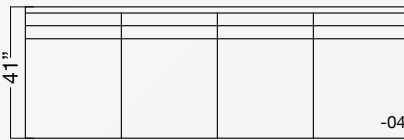
#74 LAF/RSA CHAISE
30" + ARM



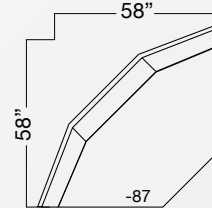
#64 RAF/LSA CHAISE
30" + ARM



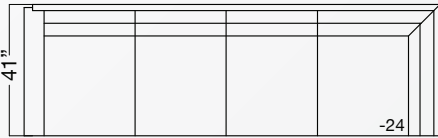
#30 2-CUSHION SOFA
76" + ARMS



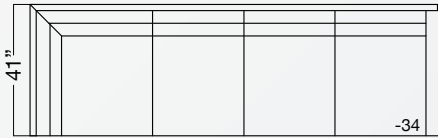
#04 2-CUSHION
ARMLESS - 120"



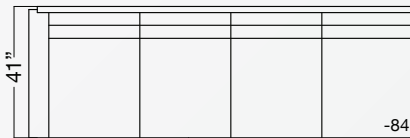
#87 WEDGE CENTER




#24 LAF/RST (4) SEATS
130" + ARM



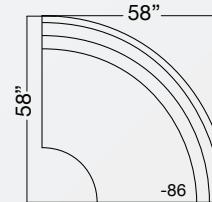
#34 RAF/LST (4) SEATS
130" + ARM



#84 LAF/RSA (4) SEATS
120" + ARM



#94 RAF/LSA (4) SEATS
120" + ARM



#86 CURVE



ARM OPTIONS



6" TRACK ARM
H: 26"



6" ENGLISH ARM
H: 25"



6" SPLIT TRACK
H: 26"



8" SOCK ARM
H: 26"



8" PANEL ARM
H: 26"


BASE OPTIONS



DRESSMAKER
FLOUNCE



S-FLOUNCE



UPHOLSTERED:
PLAIN



UPHOLSTERED:
TAPERED BLOCK



UPHOLSTERED
W/ BLOCK LEG

BACK OPTIONS



T - KNIFE EDGE



T - BOXED



SQUARE KNIFE EDGE



SQUARE BOXED

SEAT FILL OPTIONS

- **CLOUD 9 - STANDARD FILL** - High density foam core, wrapped in two layers of polyester fiber for softness and bounce, encased in ticking for strength and durability. This is our most popular seat cushion.
- **LUXE AIRE** - Premium polyurethane foam wrapped in D91 polyester fiber and encased in ticking. This is a firm seat with minimum crown ensuring comfort and durability.
- **DOWN SUPREME (upcharge)** - High density foam interior encased in a 100% cotton down proof ticking envelope, of 90% feather and 10% down.
- **SPRING DOWN (upcharge)** - High density foam interior surrounding a spring system, encased in a 100% cotton down proof ticking envelope, of 90% feather and 10% down.

BACK FILL OPTIONS

- **BLEND DOWN - STANDARD FILL** - 50% blown poly fiber, 45% feather, and 5% down channeled in a 100% cotton down proof ticking. This is our most popular back cushion.
- **REGALAIRE** - Polyester fiber channeled inside a non-woven casing. This choice offers a firm but soft back cushion that requires some fluffing.
- **DOWN SUPREME (upcharge)** - 90% feather, 10% down channeled in a 100% cotton down proof ticking.

SEAT OPTIONS




T - CUSHION



SQUARE CUSHION


NAILHEADS




BLACK PEARL




BRIGHT GOLD




BRONZE



FRENCH NATURAL



NATURAL



NICKEL




PEWTER

WOOD FINISHES

STANDARD:




BLACK WALNUT



CARAMEL



CLOUD




CREAM




DRIFTWOOD




FRENCH WALNUT




MILK



NATURAL




OLD OAK



SANDALWOOD



SHADOW




UMBER

PREMIUM:



ASH



BLACK LACQUER




PEARL



PUTTY



SLATE



ZEBRA

IMAGES ARE REPRESENTATIONS ONLY. FOR TRUE MATCH PLEASE REFER TO PHYSICAL SAMPLES

PREMIUM FINISHES & NAILHEADS SUBJECT TO ADDITIONAL CHARGE

BURTON JAMES

PHONE: (626) 961-7221 FAX: (626) 330-3624 WWW.BURTONJAMES.COM