

# ALTERNATIVES

Perfectly Stylish, Perfectly Comfortable, Perfectly You.  
Available in 36" 38" 40" depths and 34" 36" 38" heights.



HOME FURNISHING SOLUTIONS BY BURTON JAMES

- 3600 Series = 36" depth
- 4000 Series = 40" depth
- 3800 Series = 38" depth

All pieces available with 34", 36" or 38" overall back height

## ARM OPTIONS



4" TRACK ARM  
24" ARM HEIGHT



6" TRACK ARM  
24" ARM HEIGHT




9" TRACK ARM  
24" ARM HEIGHT



8" SOCK ARM  
26" ARM HEIGHT



8" PANEL ARM  
26" ARM HEIGHT



6" KEY ARM  
24" ARM HEIGHT



6" ENGLISH ARM  
26" ARM HEIGHT



8" PLEATED ROLL ARM  
26" ARM HEIGHT



6" BENTLEY ARM  
24" ARM HEIGHT



6" DORSET ARM  
24" ARM HEIGHT

## BACK OPTIONS



SQUARE BOXED  
BACK CUSHION



"T" BOXED  
BACK CUSHION



KNIFE EDGE BACK



TIGHT BOXED BACK  
(only available 36" depth)  
(track arm only)



TIGHT SCROLL BACK  
(only available 36" depth)  
(not avail. w/ track arm)

## BASE AND LEG OPTIONS



S FLOUNCE



T FLOUNCE



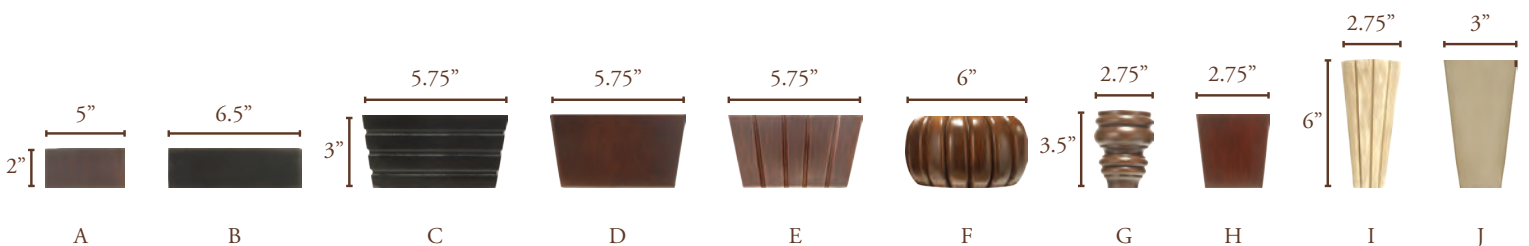
PLAIN  
UPHOLSTERED  
BASE



BANDED BASE



WOOD BASE  
(additional charge)



## SEAT FILL OPTIONS

### SEAT CUSHION OPTIONS



T CUSHION



SQUARE CUSHION

- **CLOUD 9 - STANDARD FILL** - High density foam core, wrapped in two layers of polyester fiber for softness and bounce, encased in ticking for strength and durability. This is our most popular seat cushion.
- **LUXE AIRE** - Premium polyurethane foam wrapped in D91 polyester fiber and encased in ticking. This is a firm seat with minimum crown ensuring comfort and durability.
- **DOWN SUPREME (upcharge)** - High density foam interior encased in a 100% cotton down proof ticking envelope, of 90% feather and 10% down.
- **SPRING DOWN (upcharge)** - High density foam interior surrounding a spring system, encased in a 100% cotton down proof ticking envelope, of 90% feather and 10% down.

### BACK FILL OPTIONS

- **BLEND DOWN - STANDARD FILL** - 50% blown poly fiber, 45% feather, and 5% down channeled in a 100% cotton down proof ticking. This is our most popular back cushion.
- **REGALAIRE** - Polyester fiber channeled inside a non-woven casing. This choice offers a firm but soft back cushion that requires some fluffing.
- **DOWN SUPREME (upcharge)** - 90% feather, 10% down channeled in a 100% cotton down proof ticking.

### NAILHEAD OPTIONS

(additional charge)



BRIGHT GOLD



NICKEL



BRONZE



PEWTER



NATURAL (ANTIQUÉ BRASS)



FRENCH NATURAL



BLACK PEARL

### STANDARD FINISHES




MILK




DRIFTWOOD



SANDLEWOOD




FRENCH WALNUT



BLACK WALNUT




CARAMEL



NATURAL



OLD OAK




UMBER



CREAM

### PREMIUM FINISHES

(additional charge)



SLATE



ASH



PEARL



BLACK LACQUER

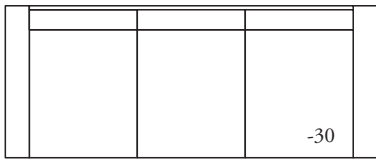


PUTTY

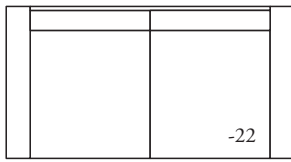


ZEBRA

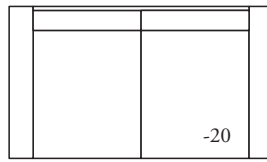
\* These are representations of nailheads and finishes. Please refer to actual samples for a true match.



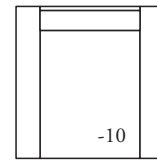
SOFA 81" PLUS ARMS



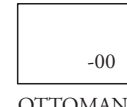
SMALL SOFA 60" PLUS ARMS



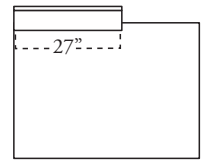
LOVE SEAT 54" PLUS ARMS



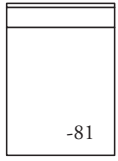
CHAIR 23" PLUS ARMS



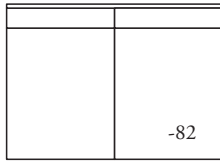
OTTOMAN 34"X22"



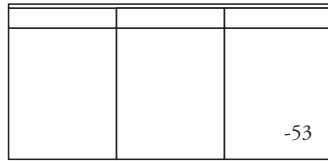
LEFT BUMPER 46"



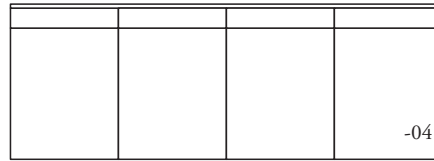
1 CUSHION 27" ARMLESS



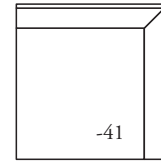
2 CUSHION 54" ARMLESS



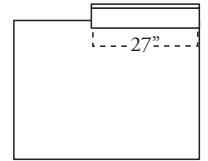
3 CUSHION 81" ARMLESS



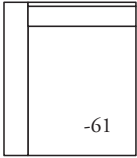
4 CUSHION 108" ARMLESS



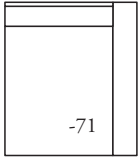
TUX CORNER 38"



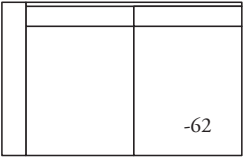
RIGHT BUMPER 46"



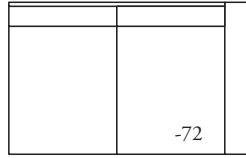
LAF/RSA 27" PLUS ARM



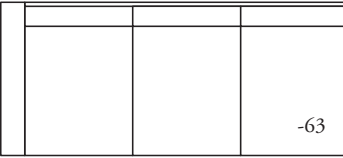
RAF/LSA 27" PLUS ARM



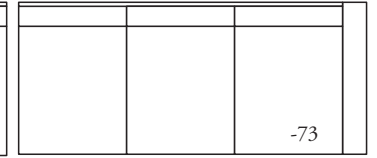
LAF/RSA 54" PLUS ARM



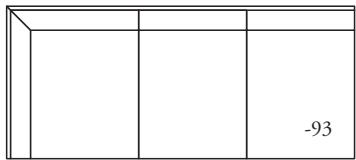
RAF/LSA 54" PLUS ARM



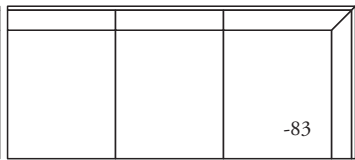
LAF/RSA 81" PLUS ARM



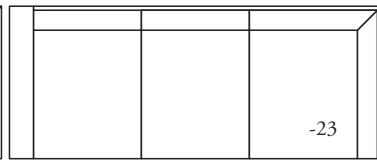
RAF/LSA 81" PLUS ARM



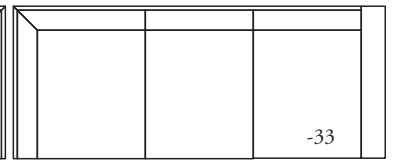
LST/RSA 91"



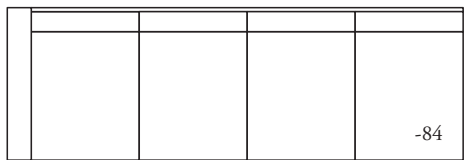
RST/LSA 91"



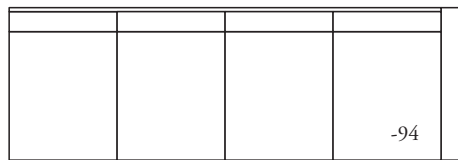
LAF/RST 91" PLUS ARM



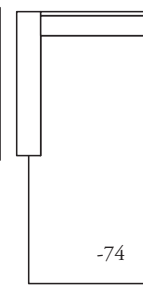
RAF/LST 91" PLUS ARM



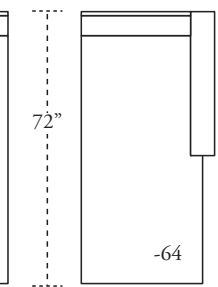
LAF/RSA 108" PLUS ARM



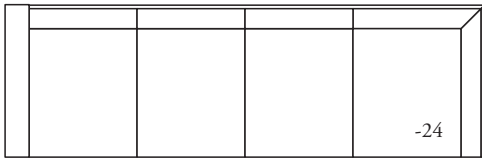
RAF/LSA 108" PLUS ARM



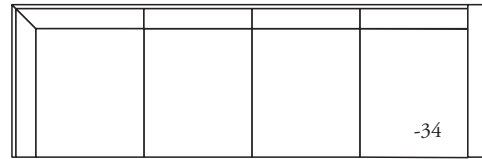
CHAISE LAF/RSA 27" PLUS ARM



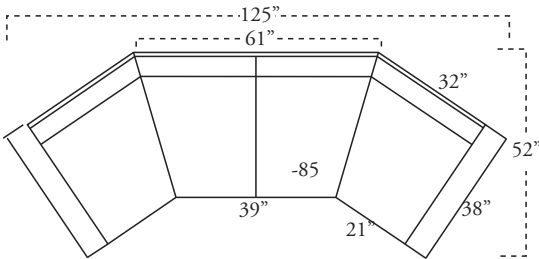
CHAISE RAF/LSA 27" PLUS ARM



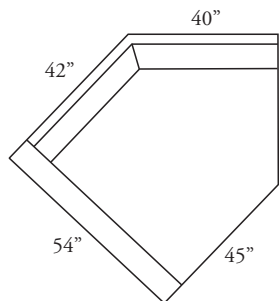
LAF/RST 118" PLUS ARM



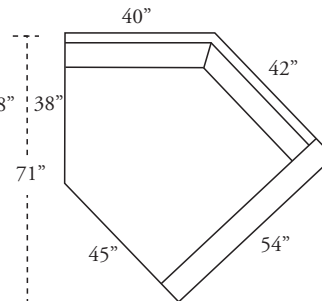
RAF/LST 118" PLUS ARM



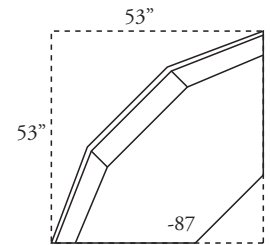
ANGLE SOFA



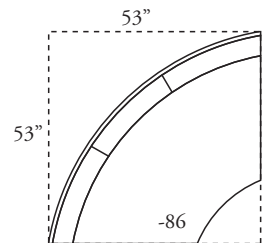
LAF POD



RAF POD



WEDGE CENTER



CURVE

\*\*measurements are for 38" depth\*\*

# BURTON JAMES

phone: (626) 961-7221 fax: (626) 330-3624 www.burtonjames.com

# ALTERNATIVES BY BURTON JAMES

## SPECIAL ORDER CHECKLIST

- ALT-36 = 36" depth       ALT-38 = 38" depth       ALT-40 = 40" depth
- 34" overall back height       36" overall back height       38" overall back height

### ARM OPTIONS



4" TRACK ARM  
24" ARM HEIGHT



6" TRACK ARM  
24" ARM HEIGHT




9" TRACK ARM  
24" ARM HEIGHT



8" SOCK ARM  
26" ARM HEIGHT



8" PANEL ARM  
26" ARM HEIGHT



6" KEY ARM  
24" ARM HEIGHT



6" ENGLISH ARM  
26" ARM HEIGHT



8" PLEATED  
ROLL ARM  
26" ARM HEIGHT



6" BENTLEY ARM  
24" ARM HEIGHT



6" DORSET ARM  
24" ARM HEIGHT

### BACK OPTIONS



SQ. BOXED BACK  
CUSHION



"T" BOXED  
BACK CUSHION



KNIFE  
EDGE BACK



TIGHT  
BOXED BACK  
(only avail. 36" depth)  
(track arm only)



TIGHT  
SCROLL BACK  
(only avail. 36" depth)  
(not avail. w/ track arm)

### BASE OPTIONS



S FLOUNCE



T FLOUNCE



PLAIN  
UPHOLSTERED  
BASE



BANDED BASE



WOOD BASE  
(additional charge)

### LEG OPTIONS



WOOD FINISH FOR LEGS: \_\_\_\_\_

### SEAT CUSHION OPTIONS



T CUSHION



SQUARE CUSHION

### SEAT FILL OPTIONS

CLOUD 9 (standard)

LUXE AIRE

DOWN SUPREME  
(additional charge)

SPRING DOWN  
(additional charge)

### BACK FILL OPTIONS

BLEND DOWN (standard)

REGALAIRE

DOWN SUPREME  
(additional charge)

### NAILHEAD OPTIONS

(additional charge)



BRIGHT GOLD



NICKEL



BRONZE



PEWTER



NATURAL  
(ANTIQUE BRASS)



FRENCH  
NATURAL



BLACK PEARL

SIZE:

SMALL - 7/16"

MEDIUM - 5/8"

LARGE - 1"

### WELT OPTIONS

SIZE:  STANDARD - 1/4"  FINE - 1/8" LOCATION(S):  SEAT/BACK CUSHIONS  FRAME

NO WELT

### NOTES

---



---



---



---



---